

**Tondera comando verticale 0626- (Dx-Tubo Ferro)**

G	H	A	L
3/8"	58	23	55
1/2"	58	23	55

**Tondera comando verticale 0628- (Dx-Tubo Rame)**

G	F	H	L	A
3/8"	24x19	58	55	23
1/2"	24x19	58	55	23

**Tondera comando verticale 0627- (Sx-Tubo Ferro)**

G	H	A	L
3/8"	58	23	55
1/2"	58	23	55

**Tondera comando verticale 0629- (Sx-Tubo Rame)**

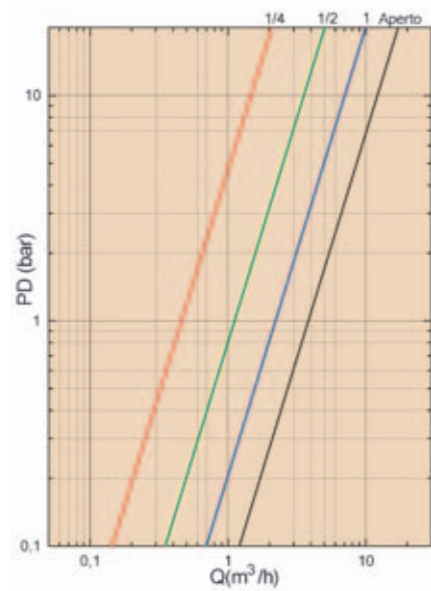
G	F	H	L	A
3/8"	24x19	58	55	23
1/2"	24x19	58	55	23

**Tondera 0625-**

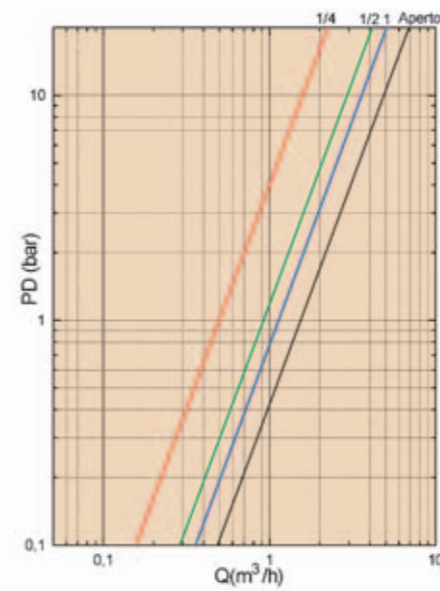
G	F	H	L
3/8"	24x19	58	84
1/2"	24x19	58	84

0600 - 0601 - 0603 - 0604  
0620 - 0621 - 0623 - 0624  
3/8" - 1/2"

0622 - 0625 - 0626  
0627 - 0628 - 0629  
3/8" - 1/2"



Mis	Pos	1/4	1/2	1	2	Aperto
3/8"	Kv	0,46	1,13	2,21	-	3,83
1/2"	Kv	0,46	1,13	2,21	-	3,83



Mis	Pos	1/4	1/2	1	2	Aperto
3/8"	Kv	0,5	0,92	1,41	-	1,54
1/2"	Kv	0,5	0,92	1,41	-	1,54

- 1 - UNI EN 12165 - CW617N
- 2 - UNI EN 12164 - CW614N
- 3 - GOMMA NBR
- 4 - UNI EN 12164 - CW614N
- 5 - P.T.F.E.
- 6 - UNI EN 12164 - CW614N
- 7 - UNI EN 12164 - CW614N
- 8 - UNI EN 12164 - CW614N
- 9 - UNI EN 12164 - CW614N
- 10 - MESCOLA EP
- 11 - UNI EN 12164 - CW614N
- 12 - UNI EN 12164 - CW614N
- 13 - MESCOLA EP
- 14 - UNI EN 12164 - CW614N



VALVOLE PER TERMOSIFONI  
D'ARREDAMENTO  
RADIATOR VALVES FOR  
STYLISH COLUMN RADIATORS



Valvole a semplice regolazione dalle forme essenziali e contenute, disegnate per essere originali e di tendenza


Simple radiator valves design in essential forms to be original and on tendency.




# ESEDRA



0603-

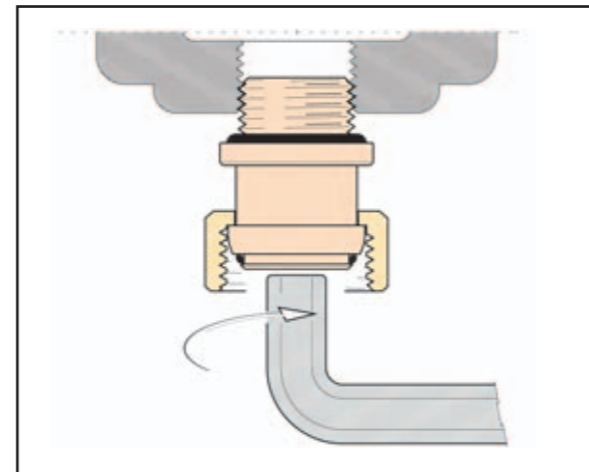


0604-



Finiture: bianco RAL9010 o tutto cromo.  
Possibilità di attacchi per tubo ferro 3/8" - 1/2",  
per tubo rame, polietilene e multistrato  
3/8" x 24/19 - 1/2" x 24/19.  
Codolo con tenuta O-Ring.  
Temperatura massima di esercizio: 90° C

*Versions: white RAL9010 and full chrome.  
Possibilities of connections for iron tube:  
3/8" - 1/2", for copper, polyethylene and multistrata  
tubes connections: 3/8" X 24/19 - 1/2" X 24/19.  
Tailpiece with o-ring seal.  
Maximum temperature of exercise: 90° C.*



Il codolo è dotato di un anello in gomma per garantire una perfetta tenuta.

*There is a rubber gasket on the tailpieces to provide a perfect tenue.*


# TONDERA



0623-



0628-



Esempio di installazione con valvola comando verticale destra art. 0628 e valvola comando verticale sinistra art. 0629.

*Example of installation with command vertical right radiator valve art. 0628 and command vertical left lockshield art. 0629.*

**Esedra 0600-**

G	H	A	L
3/8"	76	54	26
1/2"	76	54	26

**Esedra 0601-**

G	H	A	L
3/8"	50	54	26
1/2"	50	54	26

**Esedra 0604-**

G	F	A	L	A
3/8"	24x19	50	54	26
1/2"	24x19	50	54	26

**Esedra 0603-**

G	F	A	L	A
3/8"	24x19	76	54	26
1/2"	24x19	76	54	26

**Tondera 0620-**

G	H	A	L
3/8"	81	54	26
1/2"	81	54	26

**Tondera 0621-**

G	H	A	L
3/8"	55	54	26
1/2"	55	54	26

**Tondera 0623-**

G	F	A	L	A
3/8"	24x19	81	54	26
1/2"	24x19	81	54	26

**Tondera 0624-**

G	F	A	L	A
3/8"	24x19	55	54	26
1/2"	24x19	55	54	26

**Tondera 0622-**

G	H	L
3/8"	58	84
1/2"	58	84

